


Flexchoice Access

A Case Study: Expedite Withdrawal Option

Most Americans spend more of their money earlier in retirement than later, taking advantage of the opportunity retirement provides to do the things they love.¹

A variable annuity is a financial product that can turn a portion of your savings into a reliable income source for retirement. It's one of the only types of products that can provide guaranteed income for life, no matter how long you live. And for those who want more income sooner in retirement, the **FlexChoice Access Expedite** withdrawal option provides a higher withdrawal rate early in retirement (8% at age 65) with a lower lifetime guarantee rate if the account value reduces to zero.

This case study will walk through the FlexChoice Access Expedite withdrawal option. For an explanation of the features and benefits of FlexChoice Access, please refer to our product brochure.²



¹ Spend Without Worry in Retirement. Kiplinger, August 30, 2021.

² FlexChoice Access is referred to as the Guaranteed Lifetime Withdrawal Benefit (GLWB) in the prospectus and is available for an additional annual charge.

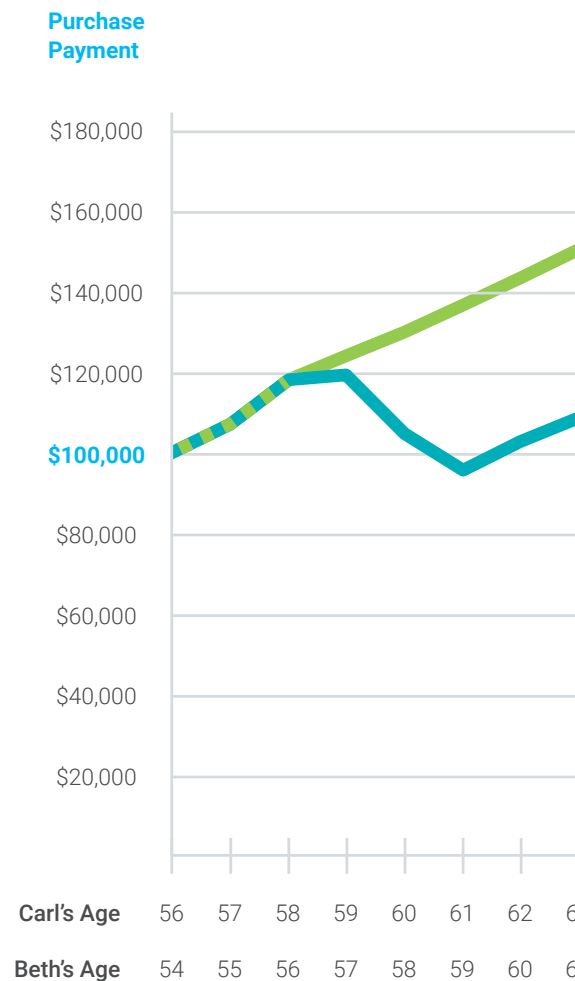
How FlexChoice Access Expedite Works

Meet Carl and Beth Taylor

Carl and Beth are married, ages 56 and 54, respectively, and plan to retire in 10 years. They talk with their financial professional about designing a retirement income strategy that can provide guaranteed lifetime income, the potential for market growth, and the flexibility to adapt should their needs change. They decide to invest \$100,000 in a Brighthouse Financial® variable annuity and elect the optional FlexChoice Access living benefit rider with the Expedite withdrawal option.

Retirement Income Milestones

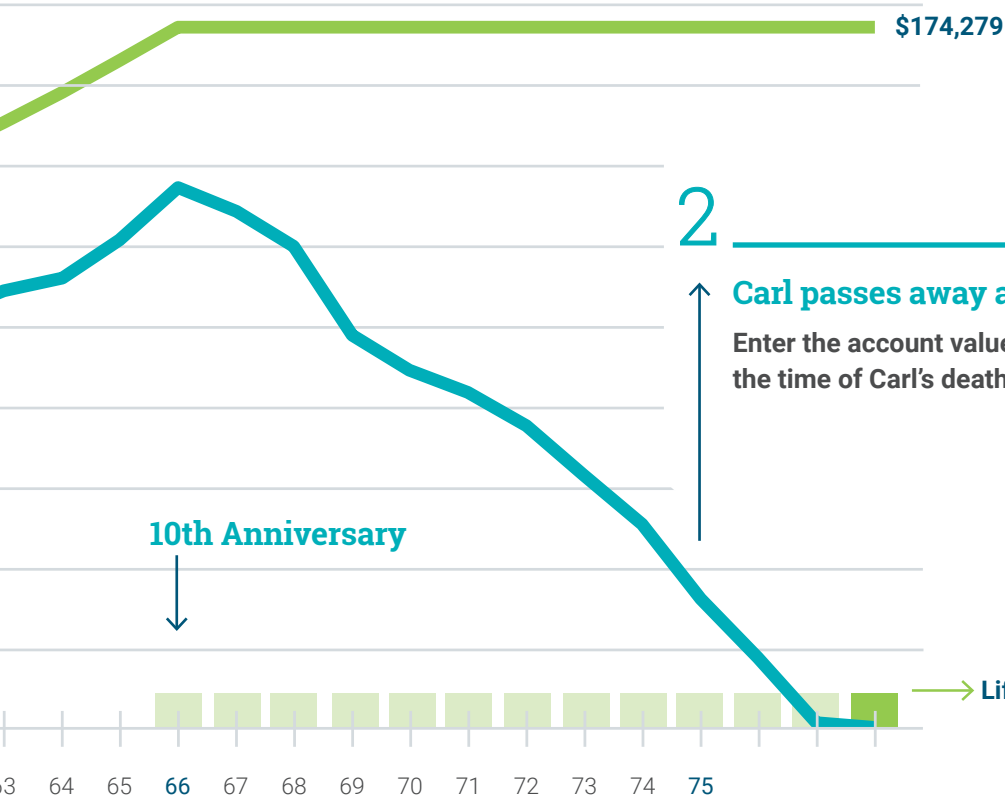
To see how a Brighthouse Financial variable annuity with the optional FlexChoice Access rider can help Carl and Beth in retirement, **complete this worksheet by referring to the illustration on the right.**



Expedite Option

- Account Value
- Withdrawals (8%)
- Lifetime Income Payments
- Benefit Base

Hypothetical example for illustrative purposes only. It does not represent the past, present, or future performance of any investment. The Level or Expedite option must be chosen at contract issue.



2

Carl passes away at age 75

Enter the account value at the time of Carl's death.

10th Anniversary

Life

1

Carl and Beth begin withdrawals

Enter the initial withdrawal amount for Carl and Beth.

With FlexChoice Access, income is based on the age of the older owner. Since Carl is over age 65, he and Beth (age 64) can begin withdrawing 8% of the Benefit Base annually.

3

Beth continues withdrawing income

Enter Beth's withdrawal amount.

Beth continues the variable annuity contract with the FlexChoice Access rider and continues to take 8% of the Benefit Base annually.

4

Lifetime income begins

Enter Beth's lifetime income amount.

When Beth is age 76, her account value is reduced to zero. Her lifetime income payments begin, and she receives 3% of the Benefit Base annually for life.

Take a look at the numbers behind the Taylors' scenario.

Constant annual rate of return is
7.48% gross / 5.18% net³

Anniversary	Carl's Age	Beth's Age	Benefit Base	Annual Return (Net of Cash Flows) ⁴	Account Value	Withdrawal Amount	Cumulative Withdrawals	Death Benefit ⁵
Issue	56	54	\$100,000	-	\$100,000	-	-	\$100,000
1	57	55	\$107,122	7.12%	\$107,122	\$0	\$0	\$107,122
2	58	56	\$117,959	10.12%	\$117,959	\$0	\$0	\$117,959
3	59	57	\$123,857	1.11%	\$119,273	\$0	\$0	\$119,273
4	60	58	\$130,050	-12.30%	\$104,604	\$0	\$0	\$104,604
5	61	59	\$136,552	-8.51%	\$95,703	\$0	\$0	\$100,000
6	62	60	\$143,380	7.41%	\$102,793	\$0	\$0	\$102,793
7	63	61	\$150,549	5.56%	\$108,512	\$0	\$0	\$108,512
8	64	62	\$158,077	3.10%	\$111,875	\$0	\$0	\$111,875
9	65	63	\$165,980	8.25%	\$121,104	\$0	\$0	\$121,104
10	66	64	\$174,279	10.78%	\$134,153	1 \$13,942	\$13,942	\$134,153
11	67	65	\$174,279	6.74%	\$128,312	\$13,942	\$27,884	\$128,312
12	68	66	\$174,279	4.53%	\$119,556	\$13,942	\$41,826	\$119,556
13	69	67	\$174,279	-7.63%	\$97,552	\$13,942	\$55,768	\$97,552
14	70	68	\$174,279	6.40%	\$88,962	\$13,942	\$69,710	\$88,962
15	71	69	\$174,279	11.18%	\$83,404	\$13,942	\$83,652	\$83,404
16	72	70	\$174,279	8.15%	\$75,121	\$13,942	\$97,594	\$75,121
17	73	71	\$174,279	2.75%	\$62,859	\$13,942	\$111,536	\$62,859
18	74	72	\$174,279	3.89%	\$50,817	\$13,942	\$125,478	\$50,817
19	75	73	\$174,279	-13.21%	2 \$32,005	3 \$13,942	\$139,420	\$32,005
20	-	74	\$174,279	-3.98%	\$17,344	\$13,942	\$153,362	\$17,344
21	-	75	\$174,279	-64.98%	\$1,191	\$13,942	\$158,590	\$2,162
22	-	76	\$174,279	-	\$0	4 \$5,228	\$163,818	\$0

For Life

³ Net rate reflects the gross rate of return reduced by the asset-based fees: 1) the Investment Management Fee and other expenses; 2) the Mortality & Expense and Administration Charge. Net rate does not include charges for the selected living and death benefits.

⁴ Annual return reflects the gross rate of return reduced by the asset-based fees: 1) the Investment Management Fee and other expenses; 2) the Total Separate Account Annual Charge; 3) charges for optional living and/or death benefits, as applicable. This return also reflects the impact of the cash flows for the period, including additions for purchase payments and deductions for partial withdrawals. Annual return does not take into account any tax that may be due if you take withdrawals from this contract, but it does reflect applicable withdrawal charges.

⁵ The standard death benefit is included in the above illustration. Additional death benefit features can be elected for an additional charge. See the prospectus for more details.

Here's what would happen in a steady market.

Constant annual rate of return is
7.48% gross / 5.18% net³

Anniversary	Carl's Age	Beth's Age	Benefit Base	Annual Return (Net of Cash Flows) ⁴	Account Value	Withdrawal Amount	Cumulative Withdrawals	Death Benefit ⁵
Issue	56	54	\$100,000	-	\$100,000	-	-	\$100,000
1	57	55	\$105,000	3.76%	\$103,756	\$0	\$0	\$103,756
2	58	56	\$110,250	3.74%	\$107,635	\$0	\$0	\$107,635
3	59	57	\$115,763	3.72%	\$111,640	\$0	\$0	\$111,640
4	60	58	\$121,551	3.70%	\$115,775	\$0	\$0	\$115,775
5	61	59	\$127,628	3.68%	\$120,041	\$0	\$0	\$120,041
6	62	60	\$134,010	3.67%	\$124,442	\$0	\$0	\$124,442
7	63	61	\$140,710	3.65%	\$128,980	\$0	\$0	\$128,980
8	64	62	\$147,746	3.63%	\$133,657	\$0	\$0	\$133,657
9	65	63	\$155,133	3.61%	\$138,478	\$0	\$0	\$138,478
10	66	64	\$162,889	3.59%	\$143,442	\$13,031	\$13,031	\$143,442
11	67	65	\$162,889	3.49%	\$134,958	\$13,031	\$26,062	\$134,958
12	68	66	\$162,889	3.37%	\$126,036	\$13,031	\$39,093	\$126,036
13	69	67	\$162,889	3.23%	\$116,652	\$13,031	\$52,124	\$116,652
14	70	68	\$162,889	3.05%	\$106,782	\$13,031	\$65,155	\$106,782
15	71	69	\$162,889	2.83%	\$96,402	\$13,031	\$78,186	\$96,402
16	72	70	\$162,889	2.54%	\$85,484	\$13,031	\$91,217	\$85,484
17	73	71	\$162,889	2.14%	\$74,002	\$13,031	\$104,248	\$74,002
18	74	72	\$162,889	1.57%	\$61,926	\$13,031	\$117,279	\$61,926
19	75	73	\$162,889	0.68%	\$49,226	\$13,031	\$130,310	\$49,226
20	-	74	\$162,889	-0.99%	\$35,838	\$13,031	\$143,341	\$35,838
21	-	75	\$162,889	-4.60%	\$21,758	\$13,031	\$156,372	\$21,758
22	-	76	\$162,889	-20.37%	\$6,949	\$13,031	\$161,259	\$6,949
23	-	77	\$162,889	-	\$0	\$4,887	\$166,146	\$0

For Life

Here's what would happen in a flat market.

Zero annual rate of return is
0.00% gross / -2.15% net³

Anniversary	Carl's Age	Beth's Age	Benefit Base	Annual Return (Net of Cash Flows) ⁴	Account Value	Withdrawal Amount	Cumulative Withdrawals	Death Benefit ⁵
Issue	56	54	\$100,000	-	\$100,000	-	-	\$100,000
1	57	55	\$105,000	-3.56%	\$96,436	\$0	\$0	\$100,000
2	58	56	\$110,250	-3.69%	\$92,877	\$0	\$0	\$100,000
3	59	57	\$115,763	-3.83%	\$89,321	\$0	\$0	\$100,000
4	60	58	\$121,551	-3.98%	\$85,762	\$0	\$0	\$100,000
5	61	59	\$127,628	-4.16%	\$82,198	\$0	\$0	\$100,000
6	62	60	\$134,010	-4.35%	\$78,625	\$0	\$0	\$100,000
7	63	61	\$140,710	-4.56%	\$75,037	\$0	\$0	\$100,000
8	64	62	\$147,746	-4.80%	\$71,432	\$0	\$0	\$100,000
9	65	63	\$155,133	-5.08%	\$67,804	\$0	\$0	\$100,000
10	66	64	\$162,889	-5.39%	\$64,150	\$13,031	\$13,031	\$100,000
11	67	65	\$162,889	-6.45%	\$47,822	\$13,031	\$26,062	\$79,686
12	68	66	\$162,889	-8.55%	\$31,815	\$13,031	\$39,093	\$57,972
13	69	67	\$162,889	-14.01%	\$16,152	\$13,031	\$52,124	\$34,227
14	70	68	\$162,889	-73.58%	\$824	\$13,031	\$57,011	\$6,613
15	71	69	\$162,889	-	\$0	\$3,665 ⁶	\$61,898	\$0
16	72	70	\$162,889	-	-	For Life	\$64,341	-
17	73	71	\$162,889	-	-	-	\$68,006	-
18	74	72	\$162,889	-	-	-	\$71,671	-
19	75	73	\$162,889	-	-	-	\$75,336	-
20	-	74	\$162,889	-	-	-	\$79,001	-
21	-	75	\$162,889	-	-	-	\$82,666	-
22	-	76	\$162,889	-	-	-	\$86,331	-
23	-	77	\$162,889	-	-	-	\$89,996	-

The values provided in this hypothetical illustration are based on annual withdrawals and include the deduction of all actual applicable fees and charges as follows for a variable annuity with: Mortality & Expense and Administration Charge of 1.30%, FlexChoice Access rider charge of 1.35% of the Benefit Base, Annual Contract Fee of \$30 (waived if the account value is over \$50,000), and arithmetic average investment option expenses of 0.87%. Withdrawal charges range from 7% to 0% and would apply if withdrawals exceed the contract's annual Free Withdrawal Amount. The effects of income taxes have not been reflected in this example. Please refer to the prospectuses for the product and underlying investment portfolios for full details on contract features, risks, charges, expenses, and fees as well as the investment objectives, risks, and policies of the underlying portfolios.

⁶ In this scenario, both Carl and Beth are alive at the time the account value reaches zero. The Joint Lifetime Guarantee Rate is selected and they receive 2.25% of the Benefit Base for life.

This brochure is part of a Brighthouse Financial variable annuity kit. It is not intended to be a stand-alone marketing brochure. Investment performance is not guaranteed.

This material must be preceded or accompanied by a prospectus for the variable annuity issued by Brighthouse Life Insurance Company and, in New York only, by Brighthouse Life Insurance Company of NY. The contract prospectus contains information about the contract's features, risks, charges, and expenses. Investors should consider the investment objectives, risks, charges, and expenses of the investment company carefully before investing. The investment objectives, risks, and policies of the investment options, as well as other information about the investment options, are described in their respective prospectuses. Prospectuses and complete details about the contract are available from your financial professional and should be read carefully before investing. Please refer to the contract prospectus for more complete details regarding the living and death benefits.

Variable annuities are long-term investments designed for retirement purposes. Variable annuities issued by Brighthouse Life Insurance Company and, in New York only, by Brighthouse Life Insurance Company of NY, have limitations, exclusions, charges, termination provisions, and terms for keeping them in force. There is no guarantee that any of the variable investment options in this product will meet their stated goals or objectives. The account value is subject to market fluctuations and investment risk so that, when withdrawn, it may be worth more or less than its original value, even when an optional protection benefit rider is elected. All contract and rider guarantees, including optional benefits and annuity payout rates, are subject to the claims-paying ability and financial strength of the issuing insurance company. Please contact your financial professional for complete details.

Withdrawals of taxable amounts are subject to ordinary income tax. Withdrawals made before age 59½ may be subject to a 10% federal income tax penalty. Distributions of taxable amounts from a non-qualified annuity may also be subject to the 3.8% Net Investment Income Tax that is generally imposed on interest, dividends, and annuity income if the modified adjusted gross income exceeds the applicable threshold amount. Withdrawals will reduce the living and death benefits and account value. Withdrawals may be subject to withdrawal charges.

Any discussion of taxes is for general informational purposes only, does not purport to be complete or cover every situation, and should not be construed as legal, tax, or accounting advice. Clients should confer with their qualified legal, tax, and accounting professionals as appropriate.

Variable annuities are issued by, and product guarantees are solely the responsibility of, Brighthouse Life Insurance Company, Charlotte, NC 28277, on Policy Form 8010 (11/00) and, in New York only, by Brighthouse Life Insurance Company of NY, New York, NY 10017, on Policy Form 6010 (3/07) ("Brighthouse Financial"). All variable products are distributed by Brighthouse Securities, LLC (member FINRA). All are Brighthouse Financial affiliated companies. Product availability and features may vary by state or firm.

Brighthouse Financial® and its design are registered trademarks of Brighthouse Financial, Inc. and/or its affiliates.

• Not a Deposit • Not FDIC Insured • Not Insured by Any Federal Government Agency
• Not Guaranteed by Any Bank or Credit Union • May Lose Value

Brighthouse
FINANCIAL® | Build for
what's ahead®

Brighthouse Life Insurance Company
11225 North Community House Road
Charlotte, NC 28277
brighthousefinancial.com

Brighthouse Life Insurance Company of NY
285 Madison Avenue
New York, NY 10017